

BOROUGH OF NORTH PLAINFIELD  
263 SOMERSET STREET  
NORTH PLAINFIELD, NJ 07060  
(908) 769-2918

CERTIFICATE OF APPROPRIATENESS (C of A)

NORTH PLAINFIELD HISTORIC PRESERVATION COMMISSION

Application #01-03-06-2023

DATE: March 16, 2023

APPLICANT/OWNER/ADDRESS: Yeshiva Tiferes Boruch  
21 Rockview Avenue (112 Linden Ave), North Plainfield, NJ

CONTACT INFO: Rabbi Yochanan Cohen 732-492-3404

We approve the following at 21 Rockview Avenue (112 Linden Avenue) as follows:

This COA voids and replaces COA 01-06-22-2021.

This approval is based on Plan SP-110.00 revised March 8, 2023 and product sheets included here.

- \* All existing wood and chain link fence will be removed.
- \* The fence will be a 6' high Vanguard heavy gauge black aluminum fence. The style is the Avant Series C-1 which is a 3 rail heavy gauge fence. Plan SP-110.00 revised March 8, 2023 shows the same fence as a 4 rail fence which is also acceptable. All pickets and all gates and posts will have the Imperial style finials. All driveway entrances will have double arched gates. All walkway entrances will have single arched gates. Fence specs will follow what is marked on the included fence brochure.
- \* The ground along the perimeter of the property will be graded so as to have an even height throughout. Where the fence must change grade, such as the ends of the existing rock walls and driveway entrances, the fence will be properly racked, not stepped.
- \* Where there is the existing rock wall which starts on Linden and goes along Washington, Rockview and half of Sycamore, the fence will be located 2' behind the wall.
- \* Where there is no rock wall or existing historic stone pillars, there will be new pillars that have a stone facing to match the stone of the existing rock wall. The new pillars will have rock faced (chiseled) blue stone caps. The pillars will be located on both sides of each driveway gate set and the walkway gates and at every two 8' fence panels excluding the parking area between the two driveway gates on Linden.
- \* The HPC will be provided with a color rendering prior to installation.
- \* The area between the new fence and the existing rock wall will be properly maintained.

SUBJECT TO THE FOLLOWING: **ZONING APPROVAL AND SECURING OF CONSTRUCTION PERMITS**

The applicant may appeal any denial or condition to the Board of Adjustment within the legal time constraints (20 days) from the hearing, as per Borough Ordinance 22-89.4.



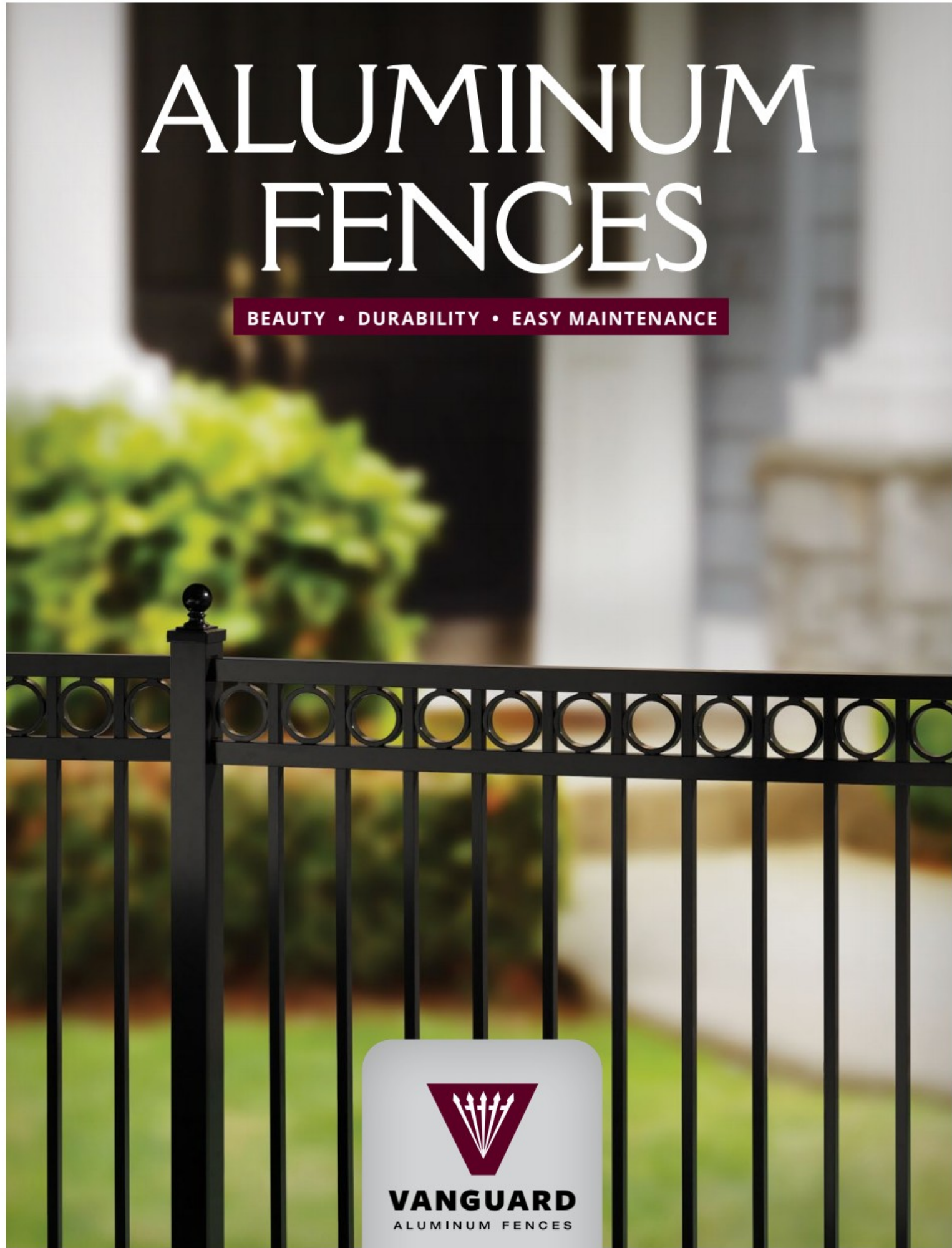
Katherine Miller, Chair of the Commission

3/20/23

Date

Note: Please display this C of A in window along with any Construction Permits for use by the Borough Inspectors to ensure compliance.





# ALUMINUM FENCES

BEAUTY • DURABILITY • EASY MAINTENANCE







# VANGUARD ALUMINUM FENCES

We believe a fence should not only enrich your home's beauty, it should last a lifetime.

Vanguard fences are built in an automated state-of-the-art facility that eliminates product defects and inconsistencies. Each part of a Vanguard high-strength aluminum fence goes through an eight-stage process where it is cleaned, pretreated, powder-coated and rigorously tested to ensure it meets the highest degree of quality. The process is recognized by the American Architectural Manufacturers Association (AAMA) and is AAMA-2604 certified to ensure the highest standard of coated aluminum extrusions.

All materials are produced and assembled in the United States. Screws and fasteners are high-quality stainless steel, with nylon patches that prevent screws from backing out. The paint we use is a super-durable TGIC powder coating specifically designed for harsh exterior applications. The coating easily meets AAMA-2604 standards, which ensure five years of UV exposure in Florida, 3,000 hours of humidity and salt-spray resistance.

What does that mean to you? It means you'll own a fence with a lifetime warranty that will, in fact, last a lifetime.



# RELIANT

Eight fence styles in a variety of heights; two design profiles: Traditional and Contemporary.

## RIGHT AT HOME

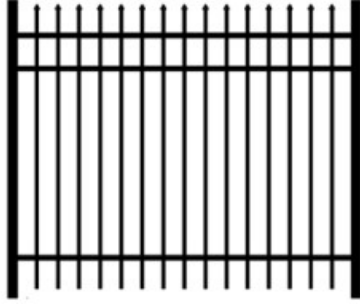
Traditional profiles have points or finials typical of wrought-iron fences, while Contemporary profiles feature a smooth-top finish with a combination of picket styling below the top rail. Narrow picket configurations (favored by those with small pets) are available in both designs.

Three standard colors: Black, Bronze and White.  
Standard heights: 36", 48", 60" and 72".

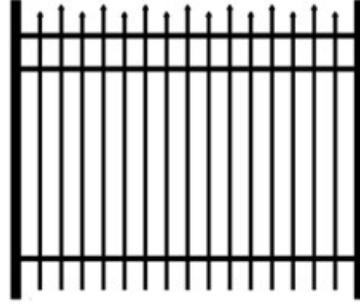
Standard gates are available for every Reliant Series fence, in 3', 4', 5' or 6' widths and for single- or double-gate configurations.

Gates are built to match the profile of the fence you choose, with Single-Arch and Double-Arch options for every style other than our Traditional Staggered Picket Fence (B-1).


**TRADITIONAL  
STRAIGHT PICKET  
A-1**




**TRADITIONAL  
STAGGERED PICKET  
B-1**




**TRADITIONAL  
STRAIGHT PICKET WITH FINIALS  
C-1**




**CONTEMPORARY  
WITH TRADITIONAL PICKET  
D-2**




**CONTEMPORARY  
E-2**




**CONTEMPORARY  
WITH NARROW SPACE  
G-4**



**CONTEMPORARY WITH TRADITIONAL  
PICKET AND NARROW SPACE  
H-4**



**TRADITIONAL PICKET  
WITH NARROW SPACE  
F-4**



Finials optional with this style.







# AVANT

A stronger style with larger pickets, posts, and a deeper horizontal rail.  
In Traditional and Contemporary styles.

## STANDING STRONG

Traditional designs feature points or finials reminiscent of wrought-iron styling. Contemporary designs feature a smooth-top finish with a variety of picket detailing below the top rail.

Rings can be added to three of the Avant Series styles (A-1, C-1 and E-2). Examples are shown on the cover and below.

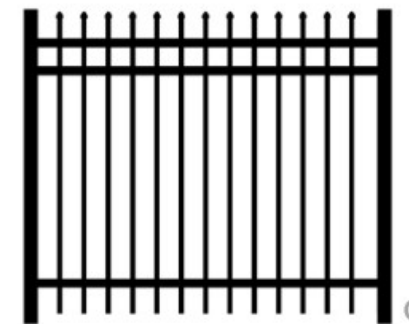
Three standard colors: Black, Bronze and White.

Standard Avant Series fence heights are 48", 60" and 72".


Standard gates are available for every Avant Series fence, in 3', 4', 5' or 6' widths and for single- or double-gate configurations.

Gates are built to match the profile of the fence you choose, with Single-Arch and Double-Arch options for every style other than our Traditional Staggered Picket Fence (B-1).


**TRADITIONAL  
STRAIGHT PICKET  
A-1**




**TRADITIONAL  
STAGGERED PICKET  
B-1**




**TRADITIONAL STRAIGHT PICKET  
WITH FINIALS  
C-1**




**CONTEMPORARY WITH  
TRADITIONAL PICKET  
D-2**



**CONTEMPORARY  
E-2**



**TRADITIONAL STRAIGHT PICKET  
WITH FINIALS & RINGS  
C-1**



○ Rings optional with this style.

⦿ Finials optional with this style.



# POOL ENCLOSURE


Safety is our number-one concern. Built to standards established by the U.S. Consumer Product Safety Commission, these fences feature several design elements intended to prevent accidents and enhance pool security.

## A SAFER POOL

First, the pickets of a Vanguard pool fence are spaced to keep small children from crawling through. Rails are flush to the bottom to keep the space between horizontal rails at more than 45 inches to remove climbing footholds.

All Vanguard pool gates have spring-loaded hinges and self-closing, magnetic safety latches. These latches have been tested through more than 400,000 opening and closing cycles. For long-term durability, our fences are constructed with aluminum and protected with a super-durable TGIC powder coating to withstand the moisture and harsh chemicals found around pools.

**TWO-RAIL  
CONTEMPORARY  
E-2-2**




Contemporary designs with smooth-top finishes are the most popular, making it easy to drape towels without snagging. However, some homeowners prefer the extra deterrent of points or finials that come with Traditional designs.

Please remember to make sure your fence meets local building regulations before ordering. Your installer should be familiar with installation requirements.

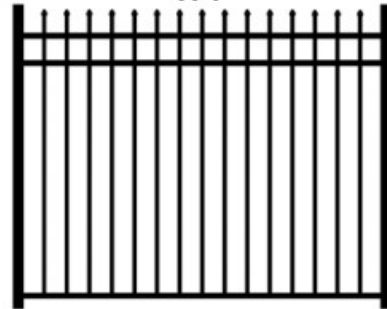
If not properly installed, your fence may not meet code. Finally, make sure the fence is installed far enough away from any structure that someone can use to climb on and over your fence.

Note: Fences shown below are listed in order of popularity.


**CONTEMPORARY  
E-2**




**TRADITIONAL  
STRAIGHT PICKET  
A-1**




**TWO-RAIL TRADITIONAL  
STRAIGHT PICKET  
A-1-2**




**CONTEMPORARY WITH  
TRADITIONAL PICKET  
D-2**




**TRADITIONAL  
STRAIGHT PICKET WITH FINIALS  
C-1**



**TWO-RAIL TRADITIONAL  
STRAIGHT PICKET WITH FINIALS  
C-1-2**



 Finials optional with this style.





# GATES

We offer a standard gate that matches every Vanguard fence style and height.

Gates are offered in 3', 4', 5' or 6' widths and can be used as a single gate or as a double-gate configuration when a larger opening is required.

Most fence styles also offer the option of Single-Arch or Double-Arch gates. When wider openings are necessary for moving golf carts, lawn mowers or other large equipment, choose

a Double-Arch gate with widths up to 10 feet.

Designed and fabricated for years of maintenance-free performance, each gate is supported by a structural heavy wall post to prevent sagging. These structural posts are available in 2", 2.5", 3" and 4" square and can be used to accent your gated entrance.



## SINGLE STRAIGHT

**Widths**  
3 ft. | 4 ft. | 5 ft. | 6 ft.


**Fence Styles**  
**Reliant Series:**  
A-1, B-1, C-1, D-2, E-2, F-4, G-4, H-4  
**Avant Series:**  
A-1, B-1, C-1, D-2, E-2  
**Pool:**  
A-1, A-1-2, C-1, C-1-2, D-2, E-2, E-2-2



## DOUBLE STRAIGHT

**Widths**  
6 ft. | 8 ft. | 10 ft. | 12 ft.


**Fence Styles**  
**Reliant Series:**  
A-1, B-1, C-1, D-2, E-2, F-4, G-4, H-4  
**Avant Series:**  
A-1, B-1, C-1, D-2, E-2  
**Pool:**  
A-1, A-1-2, C-1, C-1-2, D-2, E-2, E-2-2



## SINGLE ARCH

**Widths**  
3 ft. | 4 ft. | 5 ft.

**Fence Styles**  
**Reliant Series:**  
A-1, C-1, D-2, E-2, F-4, G-4, H-4  
**Avant Series:**  
A-1, C-1, D-2, E-2  
**Pool:**  
A-1, A-1-2, C-1, C-1-2, D-2, E-2, E-2-2



## DOUBLE ARCH

**Widths**  
6 ft. | 8 ft. | 10 ft.

**Fence Styles**  
**Reliant Series:**  
A-1, C-1, D-2, E-2, F-4, G-4, H-4  
**Avant Series:**  
A-1, C-1, D-2, E-2  
**Pool:**  
A-1, A-1-2, C-1, C-1-2, D-2, E-2, E-2-2



## ESTATE

**Widths**  
Up to 24 ft.

**Compatible with**  
**Avant Series:**  
A-1, C-1, D-2, E-2

# EXTRAS

## EXTRAS

For a distinctive, wrought-iron look, add decorative scrolls, caps and finials. Cast from aluminum and powder-coated, they will not rust or require maintenance. Three standard colors: Black, Bronze and White.



IMPERIAL



MAJESTIC



FLEUR-DE-LIS



BALL CAP



BUTTERFLY SCROLL



ESTATE SCROLL

Finials are available with Reliant C1 and D-2, Avant C-1, and Pool fences C-1 and C-1-2. Otherwise pickets come with pressed points.

FENCE SPECIFICATIONS	RELIANT SERIES	AVANT SERIES	POOL ENCLOSURE
<b>Standard Heights</b>	36", 48", 60", 72"	48", 60", 72"	2-rail: 48", 52" 3-rail: 54", 57"
<b>Pickets</b>	5/8" sq. x .050" thick	3/4" sq. x .050" thick	2-rail: 3/4" sq. x .050" thick 3-rail: 5/8" sq. x .050" thick
<b>Horizontal Rails</b> <b>Top Walls</b> <b>Side Walls</b>	1" x .055" thick 1" x .082" thick	1" x .055" thick 1.5" x .082" thick	2-rail: 1" x .055" thick. 3-rail: 1" x .055" thick 2-rail: 1.5" x .082" thick. 3-rail: 1" x .082" thick
<b>Standard Posts</b>	2" sq. x .060" thick	2.5" sq. x .075" thick	2" sq. x .060" thick
<b>Gate Posts</b>	2" sq. x .125" thick 2.5" sq. x .125" thick 3" sq. x .125" thick 4" sq. x .125" thick	2.5" sq. x .125" thick 3" sq. x .125" thick 4" sq. x .125" thick	2" sq. x .125" thick 2.5" sq. x .125" thick 3" sq. x .125" thick 4" sq. x .125" thick
<b>Spacing Between Pickets</b>	3 13/16" (1 5/8" for styles F-4, G-4, H-4)	3 31/32"	2-rail: 3 31/32" 3-rail: 3 13/16"
<b>Installed Centers</b>	72.5" on center	96" on center	72" on center
<b>Standard Colors</b>	Black, Bronze, White	Black, Bronze, White	Black, Bronze, White
<b>Strength</b>	>350 lbs. per section	>350 lbs. per section	>350 lbs. per section
<b>Compatible Gates</b> <b>Standard</b> <b>Single-Arch</b> <b>Double-Arch</b> <b>Estate</b>	All styles A-1, C-1, D-2, E-2, F-4, G-4 A-1, C-1, D-2, E-2, F-4, G-4	All Styles A-1, C-1, D-2, E-2 A-1, C-1, D-2, E-2 A-1, C-1, D-2, E-2	All Styles All Styles All Styles



BOROUGH OF NORTH PLAINFIELD  
263 SOMERSET STREET  
NORTH PLAINFIELD, NJ 07060  
(908) 769-2918

CERTIFICATE OF APPROPRIATENESS (C of A)

NORTH PLAINFIELD HISTORIC PRESERVATION COMMISSION

Application #01-03-06-2023

DATE: March 16, 2023

APPLICANT/OWNER/ADDRESS: Yeshiva Tiferes Boruch  
21 Rockview Avenue (112 Linden Ave), North Plainfield, NJ

CONTACT INFO: Rabbi Yochanan Cohen 732-492-3404

We approve the following at 21 Rockview Avenue (112 Linden Avenue) as follows:

**This COA voids and replaces COA 01-06-22-2021.**

This approval is based on Plan SP-110.00 revised March 8, 2023 and product sheets included here.

- \* All existing wood and chain link fence will be removed.
- \* The fence will be a 6' high Vanguard heavy gauge black aluminum fence. The style is the Avant Series C-1 which is a 3 rail heavy gauge fence. Plan SP-110.00 revised March 8, 2023 shows the same fence as a 4 rail fence which is also acceptable. All pickets and all gates and posts will have the Imperial style finials. All driveway entrances will have double arched gates. All walkway entrances will have single arched gates. Fence specs will follow what is marked on the included fence brochure.
- \* The ground along the perimeter of the property will be graded so as to have an even height throughout. Where the fence must change grade, such as the ends of the existing rock walls and driveway entrances, the fence will be properly racked, not stepped.
- \* Where there is the existing rock wall which starts on Linden and goes along Washington, Rockview and half of Sycamore, the fence will be located 2' behind the wall.
- \* Where there is no rock wall or existing historic stone pillars, there will be new pillars that have a stone facing to match the stone of the existing rock wall. The new pillars will have rock faced (chiseled) blue stone caps. The pillars will be located on both sides of each driveway gate set and the walkway gates and at every two 8' fence panels excluding the parking area between the two driveway gates on Linden.
- \* The HPC will be provided with a color rendering prior to installation.
- \* The area between the new fence and the existing rock wall will be properly maintained.

SUBJECT TO THE FOLLOWING: **ZONING APPROVAL AND SECURING OF CONSTRUCTION PERMITS**

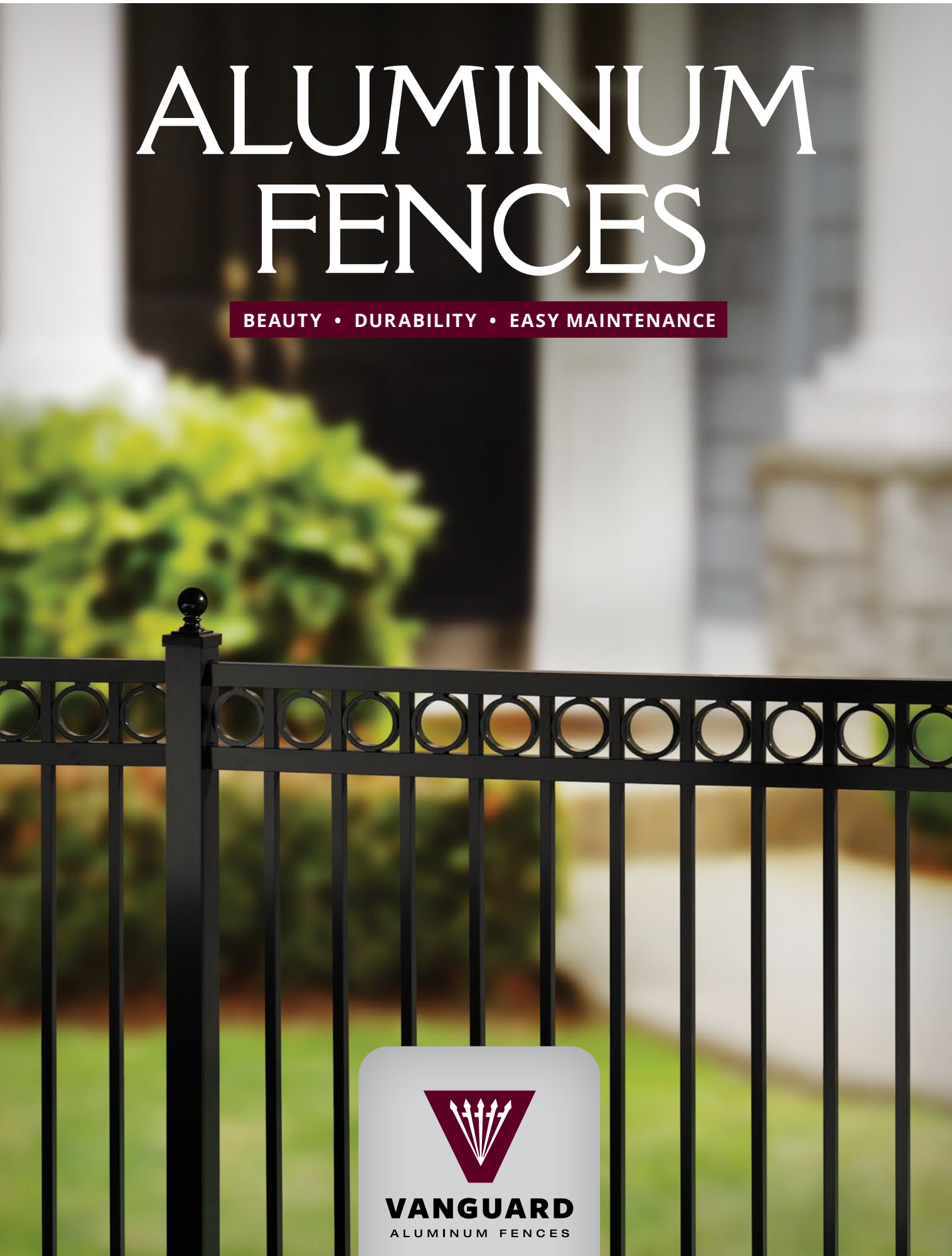
The applicant may appeal any denial or condition to the Board of Adjustment within the legal time constraints (20 days) from the hearing, as per Borough Ordinance 22-89.4.

\_\_\_\_\_  
Katherine Miller, Chair of the Commission

\_\_\_\_\_  
Date

Note: Please display this C of A in window along with any Construction Permits for use by the Borough Inspectors to ensure compliance.





# ALUMINUM FENCES

BEAUTY • DURABILITY • EASY MAINTENANCE







# VANGUARD ALUMINUM FENCES

We believe a fence should not only enrich your home's beauty, it should last a lifetime.

Vanguard fences are built in an automated state-of-the-art facility that eliminates product defects and inconsistencies. Each part of a Vanguard high-strength aluminum fence goes through an eight-stage process where it is cleaned, pretreated, powder-coated and rigorously tested to ensure it meets the highest degree of quality. The process is recognized by the American Architectural Manufacturers Association (AAMA) and is AAMA-2604 certified to ensure the highest standard of coated aluminum extrusions.

All materials are produced and assembled in the United States. Screws and fasteners are high-quality stainless steel, with nylon patches that prevent screws from backing out. The paint we use is a super-durable TGIC powder coating specifically designed for harsh exterior applications. The coating easily meets AAMA-2604 standards, which ensure five years of UV exposure in Florida, 3,000 hours of humidity and salt-spray resistance.

What does that mean to you? It means you'll own a fence with a lifetime warranty that will, in fact, last a lifetime.



# RELIANT

Eight fence styles in a variety of heights; two design profiles: Traditional and Contemporary.

## RIGHT AT HOME

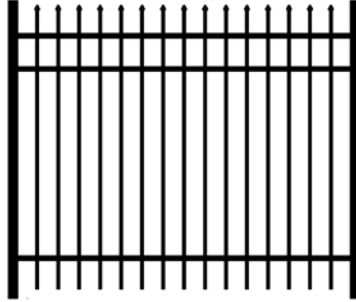
Traditional profiles have points or finials typical of wrought-iron fences, while Contemporary profiles feature a smooth-top finish with a combination of picket styling below the top rail. Narrow picket configurations (favored by those with small pets) are available in both designs.

Three standard colors: Black, Bronze and White.  
Standard heights: 36", 48", 60" and 72".

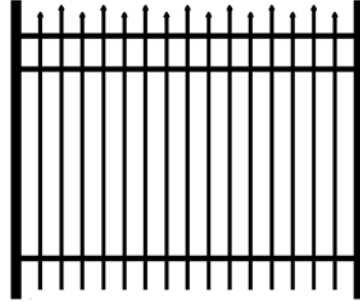
Standard gates are available for every Reliant Series fence, in 3', 4', 5' or 6' widths and for single- or double-gate configurations.

Gates are built to match the profile of the fence you choose, with Single-Arch and Double-Arch options for every style other than our Traditional Staggered Picket Fence (B-1).


**TRADITIONAL  
STRAIGHT PICKET  
A-1**




**TRADITIONAL  
STAGGERED PICKET  
B-1**



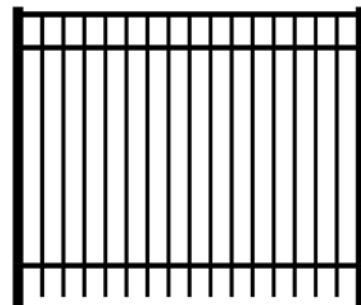
**TRADITIONAL  
STRAIGHT PICKET WITH FINIALS  
C-1**




**CONTEMPORARY  
WITH TRADITIONAL PICKET  
D-2**




**CONTEMPORARY  
E-2**




**CONTEMPORARY  
WITH NARROW SPACE  
G-4**



**CONTEMPORARY WITH TRADITIONAL  
PICKET AND NARROW SPACE  
H-4**



**TRADITIONAL PICKET  
WITH NARROW SPACE  
F-4**



 Finials optional with this style.







# AVANT

A stronger style with larger pickets, posts, and a deeper horizontal rail.  
In Traditional and Contemporary styles.

## STANDING STRONG

Traditional designs feature points or finials reminiscent of wrought-iron styling. Contemporary designs feature a smooth-top finish with a variety of picket detailing below the top rail.

Rings can be added to three of the Avant Series styles (A-1, C-1 and E-2). Examples are shown on the cover and below.

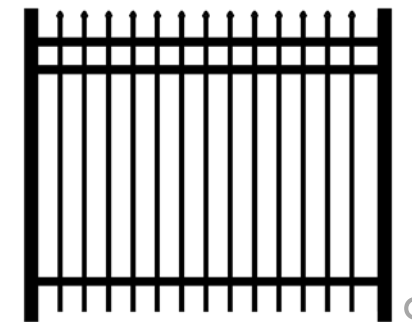
Three standard colors: Black, Bronze and White.

Standard Avant Series fence heights are 48", 60" and 72".


Standard gates are available for every Avant Series fence, in 3', 4', 5' or 6' widths and for single- or double-gate configurations.

Gates are built to match the profile of the fence you choose, with Single-Arch and Double-Arch options for every style other than our Traditional Staggered Picket Fence (B-1).


**TRADITIONAL  
STRAIGHT PICKET  
A-1**




**TRADITIONAL  
STAGGERED PICKET  
B-1**




**TRADITIONAL STRAIGHT PICKET  
WITH FINIALS  
C-1**




**CONTEMPORARY WITH  
TRADITIONAL PICKET  
D-2**



**CONTEMPORARY  
E-2**



**TRADITIONAL STRAIGHT PICKET  
WITH FINIALS & RINGS  
C-1**



○ Rings optional with this style.

⦿ Finials optional with this style.



# POOL ENCLOSURE


Safety is our number-one concern. Built to standards established by the U.S. Consumer Product Safety Commission, these fences feature several design elements intended to prevent accidents and enhance pool security.

## A SAFER POOL

First, the pickets of a Vanguard pool fence are spaced to keep small children from crawling through. Rails are flush to the bottom to keep the space between horizontal rails at more than 45 inches to remove climbing footholds.

All Vanguard pool gates have spring-loaded hinges and self-closing, magnetic safety latches. These latches have been tested through more than 400,000 opening and closing cycles. For long-term durability, our fences are constructed with aluminum and protected with a super-durable TGIC powder coating to withstand the moisture and harsh chemicals found around pools.

**TWO-RAIL  
CONTEMPORARY  
E-2-2**




Contemporary designs with smooth-top finishes are the most popular, making it easy to drape towels without snagging. However, some homeowners prefer the extra deterrent of points or finials that come with Traditional designs.

Please remember to make sure your fence meets local building regulations before ordering. Your installer should be familiar with installation requirements.

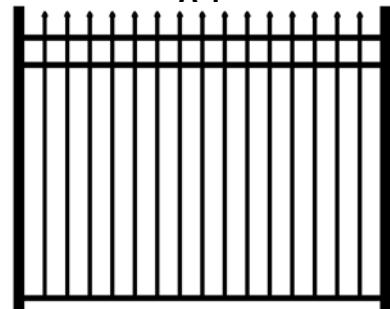
If not properly installed, your fence may not meet code. Finally, make sure the fence is installed far enough away from any structure that someone can use to climb on and over your fence.

Note: Fences shown below are listed in order of popularity.


**CONTEMPORARY  
E-2**




**TRADITIONAL  
STRAIGHT PICKET  
A-1**




**TWO-RAIL TRADITIONAL  
STRAIGHT PICKET  
A-1-2**



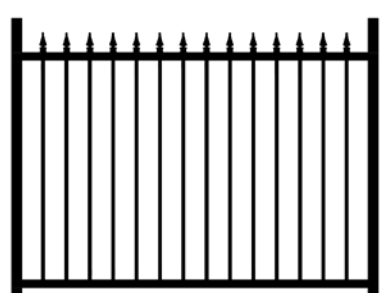
**CONTEMPORARY WITH  
TRADITIONAL PICKET  
D-2**




**TRADITIONAL  
STRAIGHT PICKET WITH FINIALS  
C-1**



**TWO-RAIL TRADITIONAL  
STRAIGHT PICKET WITH FINIALS  
C-1-2**



 Finials optional with this style.





# GATES

We offer a standard gate that matches every Vanguard fence style and height.

Gates are offered in 3', 4', 5' or 6' widths and can be used as a single gate or as a double-gate configuration when a larger opening is required.

Most fence styles also offer the option of Single-Arch or Double-Arch gates. When wider openings are necessary for moving golf carts, lawn mowers or other large equipment, choose

a Double-Arch gate with widths up to 10 feet.

Designed and fabricated for years of maintenance-free performance, each gate is supported by a structural heavy wall post to prevent sagging. These structural posts are available in 2", 2.5", 3" and 4" square and can be used to accent your gated entrance.



## SINGLE STRAIGHT

**Widths**  
3 ft. | 4 ft. | 5 ft. | 6 ft.

### Fence Styles

**Reliant Series:**  
A-1, B-1, C-1, D-2, E-2, F-4, G-4, H-4

**Avant Series:**  
A-1, B-1, C-1, D-2, E-2

**Pool:**  
A-1, A-1-2, C-1, C-1-2, D-2, E-2, E-2-2



## DOUBLE STRAIGHT


**Widths**  
6 ft. | 8 ft. | 10 ft. | 12 ft.

### Fence Styles

**Reliant Series:**  
A-1, B-1, C-1, D-2, E-2, F-4, G-4, H-4

**Avant Series:**  
A-1, B-1, C-1, D-2, E-2

**Pool:**  
A-1, A-1-2, C-1, C-1-2, D-2, E-2, E-2-2



## SINGLE ARCH


**Widths**  
3 ft. | 4 ft. | 5 ft.

### Fence Styles

**Reliant Series:**  
A-1, C-1, D-2, E-2, F-4, G-4, H-4

**Avant Series:**  
A-1, C-1, D-2, E-2

**Pool:**  
A-1, A-1-2, C-1, C-1-2, D-2, E-2, E-2-2



## DOUBLE ARCH


**Widths**  
6 ft. | 8 ft. | 10 ft.

### Fence Styles

**Reliant Series:**  
A-1, C-1, D-2, E-2, F-4, G-4, H-4

**Avant Series:**  
A-1, C-1, D-2, E-2

**Pool:**  
A-1, A-1-2, C-1, C-1-2, D-2, E-2, E-2-2



## ESTATE

**Widths**  
Up to 24 ft.

### Compatible with

**Avant Series:**  
A-1, C-1, D-2, E-2

# EXTRAS

## EXTRAS

For a distinctive, wrought-iron look, add decorative scrolls, caps and finials. Cast from aluminum and powder-coated, they will not rust or require maintenance. Three standard colors: Black, Bronze and White.



IMPERIAL



MAJESTIC



FLEUR-DE-LIS



BALL CAP



BUTTERFLY SCROLL



ESTATE SCROLL

Finials are available with Reliant C1 and D-2, Avant C-1, and Pool fences C-1 and C-1-2. Otherwise pickets come with pressed points.

FENCE SPECIFICATIONS	RELIANT SERIES	AVANT SERIES	POOL ENCLOSURE
<b>Standard Heights</b>	36", 48", 60", 72"	48", 60", 72"	2-rail: 48", 52" 3-rail: 54", 57"
<b>Pickets</b>	5/8" sq. x .050" thick	3/4" sq. x .050" thick	2-rail: 3/4" sq. x .050" thick 3-rail: 5/8" sq. x .050" thick
<b>Horizontal Rails</b>			
<b>Top Walls</b>	1" x .055" thick	1" x .055" thick	2-rail: 1" x .055" thick. 3-rail: 1" x .055" thick
<b>Side Walls</b>	1" x .082" thick	1.5" x .082" thick	2-rail: 1.5" x .082" thick. 3-rail: 1" x .082" thick
<b>Standard Posts</b>	2" sq. x .060" thick	2.5" sq. x .075" thick	2" sq. x .060" thick
<b>Gate Posts</b>	2" sq. x .125" thick 2.5" sq. x .125" thick 3" sq. x .125" thick 4" sq. x .125" thick	2.5" sq. x .125" thick 3" sq. x .125" thick 4" sq. x .125" thick	2" sq. x .125" thick 2.5" sq. x .125" thick 3" sq. x .125" thick 4" sq. x .125" thick
<b>Spacing Between Pickets</b>	3 13/16" (1 5/8" for styles F-4, G-4, H-4)	3 31/32"	2-rail: 3 31/32" 3-rail: 3 13/16"
<b>Installed Centers</b>	72.5" on center	96" on center	72" on center
<b>Standard Colors</b>	Black, Bronze, White	Black, Bronze, White	Black, Bronze, White
<b>Strength</b>	>350 lbs. per section	>350 lbs. per section	>350 lbs. per section
<b>Compatible Gates</b>			
<b>Standard</b>	All styles	All Styles	All Styles
<b>Single-Arch</b>	A-1, C-1, D-2, E-2, F-4, G-4	A-1, C-1, D-2, E-2	All Styles
<b>Double-Arch</b>	A-1, C-1, D-2, E-2, F-4, G-4	A-1, C-1, D-2, E-2	All Styles
<b>Estate</b>		A-1, C-1, D-2, E-2	